

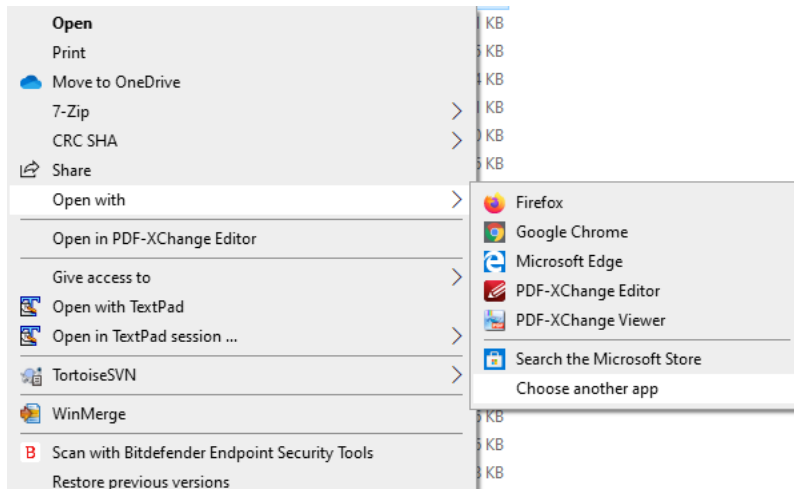
To optimize the performance of Digital WarRoom PRO three additional applications are required:

- PDF Xchange for imaging PDFs
- Irfanview for imaging TIFFs, JPGs, PNGs etc
- Microsoft Office 2013 or 2016 for imaging Office documents

PDF Xchange is a free download available at

<https://www.tracker-software.com/product/pdf-xchange-editor>

After installing right click on a PDF and choose Open with...Chose another App:



How do you want to open this file?

Keep using this app


 PDF-XChange Editor

Featured in Windows 10

 Microsoft Edge
Open PDFs right in your web browser.

Other options

 Firefox

 Google Chrome

 PDF-XChange Viewer

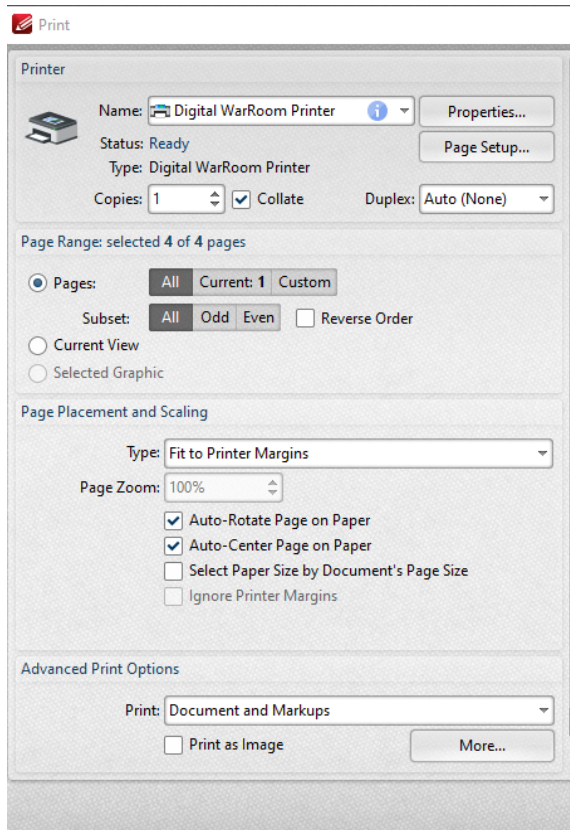
Always use this app to open .pdf files

OK

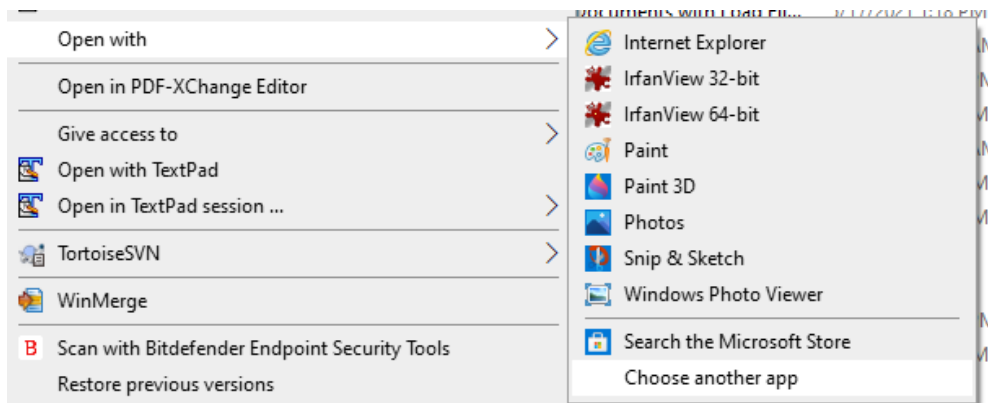
Check “Always use this app to open .pdf files” and click OK.

This action sets PDF Xchange to be the Operating System default for PDFs and will be used by PRO for creating images of PDFs for production. This CANNOT be done by Adobe and must remain as the default in order to successfully image documents for prdocution.

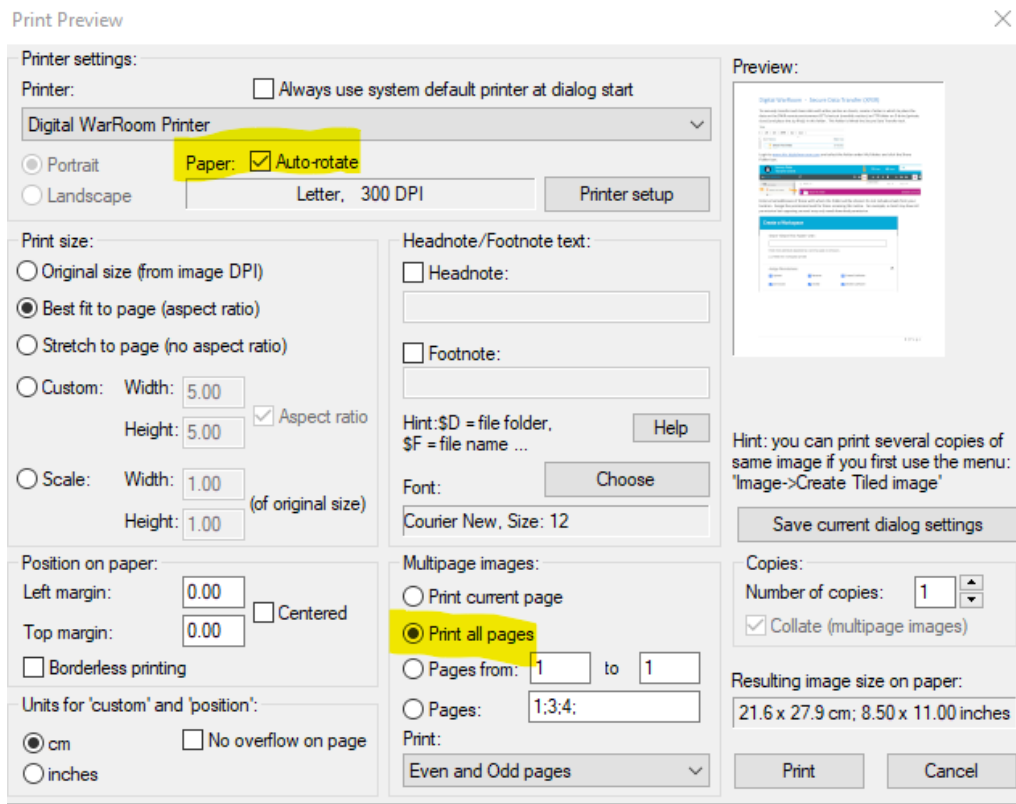
Open a PDF document in PDF Xchange selecting File – Print and print a document to the Digital WarRoom Printer using the print settings for the data. We recommend Type – Fit to Printer Margins and to Auto-Rotate. Choose the Digital WarRoom Printer and click print. Save out the resulting Tiff for use with installing Irfanview.



Irfanview is a free tool for viewing and printing image files and is available at www.irfanview.com. Once installed repeat the steps to Open With... using the Tiff created when formatting PDF exchange to set all Tiffs to be Irfanview.



Go to File – Print and set the print settings for the TIFF printing to the Digital WarRoom Printer.



Finally be sure that machine which houses Digital WarRoom PRO has access to a compatible version of Microsoft Office.